

SurfSeis Software Compatibility

Windows Region and Language Settings

The SurfSeis user interface is designed to use the English language and to represent numeric values using United States conventions (where the decimal separator is a point, so that “two and a half” is represented as 2.5). In some cases the software will report an error on computers that have the regional settings assigned to a number format which expects the decimal separator to be a comma (Figure 1).

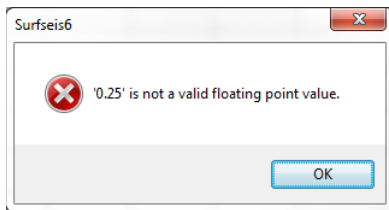


Figure 1. Numeric convention error caused by the system decimal symbol being assigned to a comma by regional settings.

The user can avoid this error by changing the system’s numeric decimal and grouping symbols while using the SurfSeis software. This change does not require the user to restart the computer and the settings can be changed back after processing with SurfSeis is completed.

Step 1. Open the Windows Control Panel and select the Region and Language Item (Figure 2).

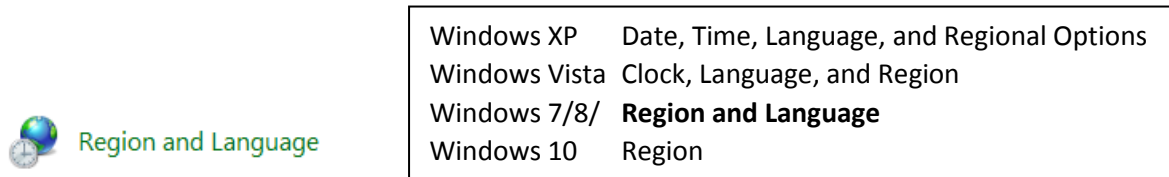


Figure 2. (left) The Region and Language control panel item, (right) Control Panel name for different versions of Windows.

Step 2. At the “Formats Tab” (Figure 3a) there are two ways to apply the changes:

- a. Recommended and Simplest: Use “English (United States)” for everything. At the “**Format:**” dropdown menu, select the “**English (United States)**” option.
- b. Or: Keep the existing language but change the decimal and digit grouping symbols. Click on the “**Additional settings...**” button and on the “Customize Format” window (Figure 3b) change the symbols for the “**Decimal symbol:**” and “**Digit grouping symbol:**” fields. If one is a comma (,) the other is expected to be a period (.) (aka “point” or “dot”). Press the “**Apply**” button for the changes to be registered by the operating system.

The pull-down menu for the decimal symbol may not show any other option than the symbol that was already selected. If this is the case, enter the decimal point (.) or comma (,) (depending on the region) directly by pressing the key on the keyboard. Make sure to change both the “**Decimal symbol:**” and “**Digit grouping symbol:**” fields to avoid other possible complications with number parsing. They cannot be the same character.

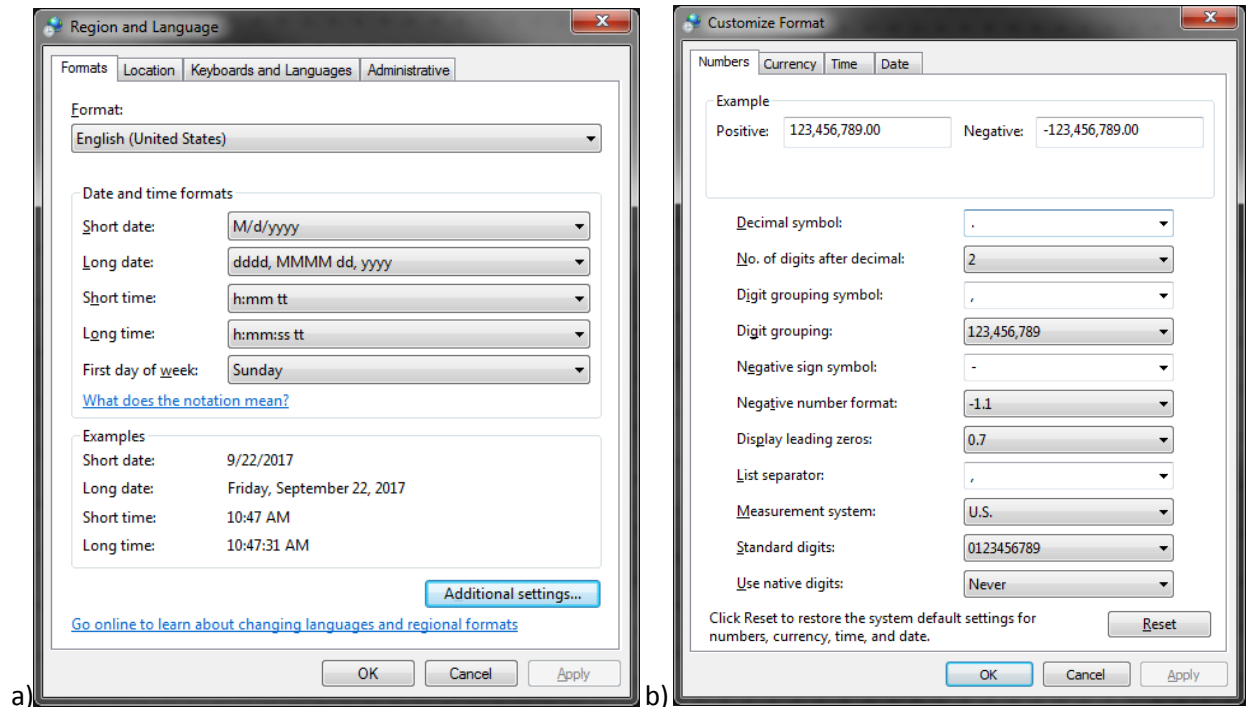


Figure 3. a) Main window of Region and Language control panel with the Formats tab displayed and b) The “Numbers” tab of the “Customize format” window.

Step 3. After you have finished processing with SurfSeis, restore the regional settings to the original values.

It is important to note that changing these number convention values will also affect other software running on that computer. Some software will respond immediately while other applications require the application to be launched again to notice the change in regional settings.

If you experience a situation where you press the “**Apply**” button to update the “**Decimal symbol:**” and “**Digit grouping symbol:**” fields at the “Customize Format” window but the changes do not take effect, you may need to update the entire “Format:” field (i.e., step 2a). To do this, you may need to change the selection a few times, back and forth, clicking the “**Apply**” button each time to trigger the change in the operating system.